



JTC RACING TECHNOLOGY SRL

Via Paganini 7

36022 San Giuseppe di Cassola (VI)

Tel : +39.(0)424.511233

Fax : +39.(0)424.390197

E - Mail : max@jtracing.it

Web: www.jtracing.it



GRU IDRAULICHE - HYDRAULIC CRANES

€

SERIE STANDARD – STANDARD MODEL		
Con pompa semplice effetto – With simple action pump		
M 5	500 kg	341,00
M 10	1000 kg	486,00
Con pompa doppio effetto – With double action pump		
M 5 D	500 kg	358,00
M 10 D	1000 kg	523,00
M 15 D	1500 kg	881,00
M 20 D	2000 kg	1068,00
M 30 D	3000 kg	3710,00
OPTIONALS		
M 30 D/1	Supporto Bilancere – Hook Equilizer	260,00
SERIE PIEGHEVOLE – FOLDING MODEL		
Con pompa semplice effetto – With simple action pump		
M 5 S	500 kg	403,00
M 5 SR	500 kg ribassata – low profile	434,00
M 10 S	1000 kg	570,00
M 10 SR	1000 kg ribassata – low profile	605,00
Con pompa doppio effetto – With double action pump		
M 5 SD	500 kg	429,00
M 5 SRD	500 kg ribassata – low profile	458,00
M 10 SD	1000 kg	602,00
M 10 SRD	1000 kg ribassata – low profile	636,00
M 20 SD	2000 kg	1280,00

SOLLEVATORI PNEUMATICI – AIR HYDRAULIC JACK

€

2 SFILATE - 2 STAGE		
P 152 EB	30/15 ton extra basso - extra low	1176,00
P 152 EBL	30/15 ton extra basso, lungo - extra low, long	1278,00
P 182 B	60/30 ton basso - low	1680,00
P 222 N	60/30 ton normale - normal	1680,00
3 SFILATE - 3 STAGE		
P 123 EB	60/30/15 ton extra basso - extra low	1770,00
P 153 EBL	60/30/18 ton extra basso, lungo - extra low, long	1860,00
4 SFILATE - 4 STAGE		
P 154 EB	70/43/23/13 ton extra basso - extra low	2208,00
P 184 B	80/50/25/15 ton basso - low	2128,00

PRESSE IDRAULICHE - HYDRAULIC PRESSES

€



DA BANCO – FOR BENCH

Pompa manuale a due velocità con prismi a V e manometro
Two speed manual pump with V plate and gauge

W 10 B	10 ton	pistone mobile - moveable piston	584,00
W 15 B	15 ton	pistone mobile - moveable piston	613,00

A COLLO DI CIGNO – SWAN NECK PRESSES

Pompa manuale a due velocità con prismi a V e manometro
Two speed manual pump with V plate and gauge

W 10 C	10 ton	collo di cigno – swan neck	*
W 15 C	15 ton	collo di cigno – swan neck	*

A COLONNA – STANDARD

Pompa manuale a due velocità con prismi a V e manometro
Two speed manual pump with V plate and gauge

W 10	10 ton	pistone mobile - moveable piston	621,00
W 15	15 ton	pistone mobile - moveable piston	648,00
W 20	20 ton	pistone mobile - moveable piston	724,00
W 25	25 ton	pistone mobile - moveable piston	966,00
W 30	30 ton	pistone mobile - moveable piston	1366,00
W 50	50 ton	pistone mobile - moveable piston	2425,00
W 70	70 ton	pistone mobile - moveable piston	4440,00
W 100	100 ton	pistone mobile - moveable piston	5418,00

Pompa manuale/pedale a due velocità con prismi a V e manometro
Two speed manual/pedal pump with V plate and gauge

W 10 PM	10 ton	pistone mobile - moveable piston	674,00
W 15 PM	15 ton	pistone mobile - moveable piston	706,00
W 20 PM	20 ton	pistone mobile - moveable piston	784,00
W 25 PM	25 ton	pistone mobile - moveable piston	1028,00
W 30 PM	30 ton	pistone mobile - moveable piston	1437,00
W 50 PM	50 ton	pistone mobile - moveable piston	2473,00

Pompa idropneumatica con prismi a V e manometro
Hydropneumatic pump with V plate and gauge


W 10 IP	10 ton	pistone mobile - moveable piston	773,00
W 15 IP	15 ton	pistone mobile - moveable piston	805,00
W 20 IP	20 ton	pistone mobile - moveable piston	878,00
W 25 IP	25 ton	pistone mobile - moveable piston	1125,00

Pompa elettroidraulica a due velocità con prismi a V e manometro
Two speed electrohydraulic pump with V plate and gauge

W 30 M	30 ton	pistone mobile - moveable piston	4107,00
W 50 M	50 ton	pistone mobile - moveable piston	5273,00
W 70 M	70 ton	pistone mobile - moveable piston	6600,00
W 100 M	100 ton	pistone mobile - moveable piston	7326,00
W 150 M	150 ton	pistone fisso - fixed piston	11766,00


OPTIONALS

S 10, S 20	Kit piastra cacciaspine + punzoni Thorn extractor plate + set of punches	10 - 15 - 20 TON	70,00
S 25, S 30		25 - 30 TON	96,00
S 50		50 TON	135,00
L 10, L 20	Kit piastra cacciaspine Thorn extractor plate	10 - 15 - 20 TON	19,00
L 25, L 30		25 - 30 TON	34,00
L 50		50 TON	47,00

	A 10	Kit avvicinamento rapido ad aria Fast approach air kit	10 - 15 - 20 TON	79,00
	A 25		25 - 30 TON	82,00
	A 50		50 TON	85,00
	SMALL BOX W10B, W15B	Wood box package		30,00
	REGULAR BOX W10, W10PM, W15, W15PM, W20, W20PM, W25, W25PM	Wood box package		38,00
	MEDIUM BOX W30, W30PM, W50	Wood box package		45,00
LARGE BOX W100, W150	Wood box package		64,00	

SMONTA AMMORTIZZATORI – SHOCK ABSORBER REMOVER

€

	PNEUMATICO - PNEUMATIC		
	W 5	Smonta molle Staffa piccola D 70/D 130 mm Staffa grande D125/195 mm Spring tool remover Small jaw D 70/130 mm Big jaw D 125/195mm	830,00
	IDROPNEUMATICO - HYDROPNEUMATIC		
	W 5 IP	Smonta molle Staffa piccola D 70/D 130 mm Staffa grande D125/195 mm Spring tool remover Small jaw D 70/130 mm Big jaw D 125/195mm	1140,00
	OPTIONALS		
	420	Staffa media D 105/182 mm Medium jaw D 105/182 mm	80,00
421	Morsetta D. 55 mm – Stig D. 55 mm	52,00	


SOLLEVATORI DA FOSSA - TRANSMISSION JACK

€

	SINGOLO STADIO – SINGLE STAGE		
	P 2.5	250 kg	194,00
	P 5	500 kg	267,00
	P 10	1000 kg	354,00
	P 15	1500 kg	422,00
	DOPPIO STADIO – TWIN STAGE		
	P 5/2	500 kg	560,00
	OPTIONALS		
	SUPPORTO O	Supporto orientabile standard - adjustable cradle	190,00
	ORBITAL	Supporto orientabile universale - adjustable cradle	219,00
PORTAFUSTI – DRUM LIFTER			
PF 200	Porta fusti da 200 l – drum lifter for 200 l	571,00	

SOLLEVA PNEUMATICI – TYRE LIFTER

€

PNEUMATICO - PNEUMATIC		
	C 70	Solleva pneumatici – Tyre lifter
		1000,00

CRICCHI A CARRELLO - TROLLEY JACK

€

SERIE CORTA – SHORT RANGE		
Con valvola di fine corsa e di sovraccarico With end stroke valve and overload valve		
T 08 S	0,8 ton	160,00
T 12 S	1,2 ton	255,00
T 15 S	1,5 ton	295,00
T 15 SDW	1,5 ton d. ruote in wulkollan – d. wulkollan wheels	490,00
T 25 S	2,5 ton	360,00
T 25 SDW	2,5 ton d. ruote in wulkollan – d. wulkollan wheels	555,00
Grande alzata – Great lift		
T 12 SL	1,2 ton	360,00
T 15 SL	1,5 ton	480,00
SERIE NORMALE – NORMAL RANGE		
Con valvola di fine corsa e di sovraccarico With end stroke valve and overload valve		
T 15	1,5 ton	330,00
T 20	2 ton	350,00
T 20 B	2 ton ribassato – low profile	465,00
T 25	2,5 ton	410,00
T 30	3 ton	420,00
T 40	4 ton	490,00
T 50	5 ton	560,00
T 70	7 ton	691,00
T 100 C	10 ton	962,00
T 120 C	12 ton	1025,00
T 150 C	15 ton	1140,00
T 200 C	20 ton	1550,00
Grande alzata – Great lift		
T 15 L	1,5 ton	510,00
T 30 L	3 ton	620,00